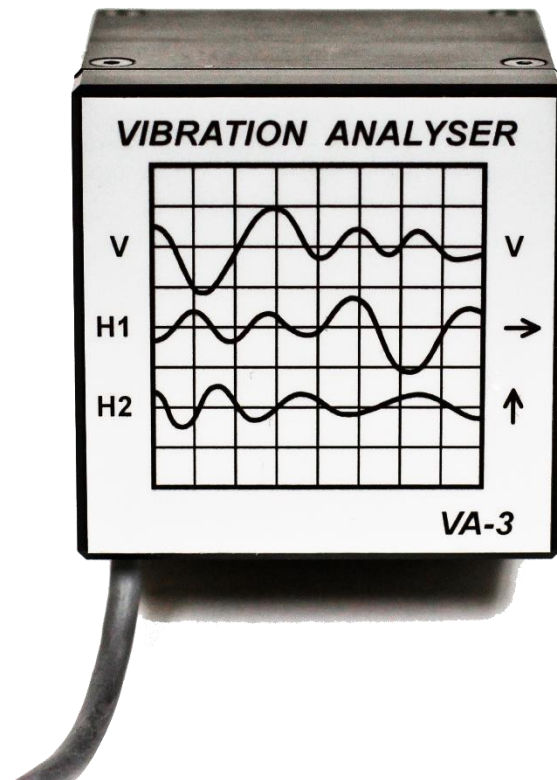


VA-3 (3 Axis Vibration Sensor) Instruction Manual



Safety Instructions

1. Before switching on the sensor, make sure it is connected to the correct mains voltage.
2. Do not remove any cover or allow any metal objects to enter any openings in the unit.
3. Disconnect from mains before removing any covers. Refer servicing to qualified personnel.
4. Do not use in potentially explosive surroundings.
5. If you suspect the system to be in any way unsafe, unplug and prevent any possible accidental usage. Contact your nearest service centre for further instruction.

Notes on Equipment Safety

The Vibration Analyser VA-3 has been designed, manufactured and tested to conform to the safety regulations for measurement and control equipment DIN EN 61010-1 (IEC 1010-1) and satisfies the relevant requirements of EEC Directive 73/23. The system conforms to EEC Directive 89/336 (electro-magnetic compatibility). The operator should read the enclosed manual which contains important warnings and information.

General

The vibration analysis system VA-3 is a measurement head allowing easy measurement of velocity in three orthogonal directions. Each axis may be separately read out. A separate power supply is required delivering +/- 5 to 15V.

Cleaning the Outside

Use neutral detergents. Cleaning with solvents will damage the outside surface of the system.

DO NOT use cleaning materials that contain ammonia.

DO NOT use isopropyl alcohol to remove dirt from the control panel. It may crack the panel.

DO NOT use flammable substances or any type of spray to clean the system.

Operating Instructions

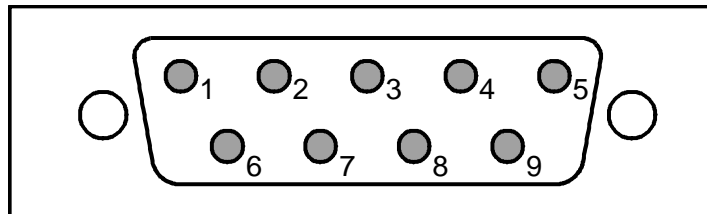
Make sure that the measurement head is sitting properly on the surface to be measured!

Each measurement axis may be observed independently for use with a spectrum analyser. The measurement direction is as indicated on the measurement head.

The sensitivity per volt is 0.0001 m/s.

Pin Layout

- 1. +5 to +15V
- 2. -5 to -15V
- 3. Output H1
- 4. Output H2
- 5. Output V
- 6. GND
- 7. GND
- 8. GND
- 9. GND



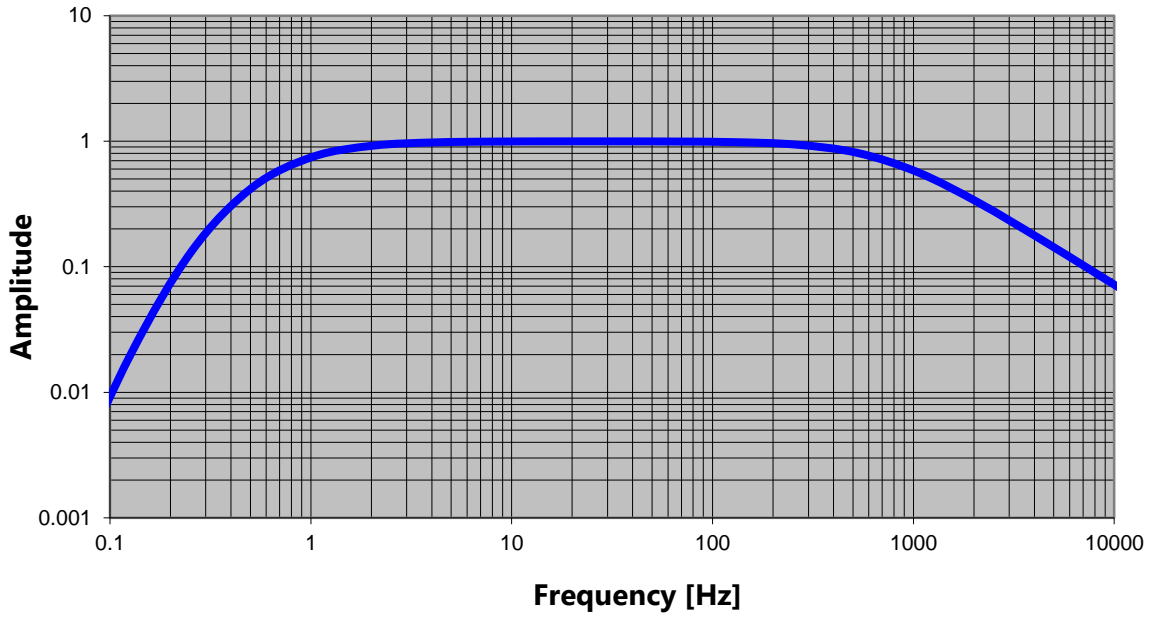
Specifications

<i>Frequency Range:</i>	2 – 1,000 Hz
<i>Measurement Range:</i>	Velocity: 10^{-7} – 10^{-3} m/sec
<i>Accuracy:</i>	$\pm 5\%$
<i>Size:</i>	54 x 54 x 49 mm
<i>Weight:</i>	400 g

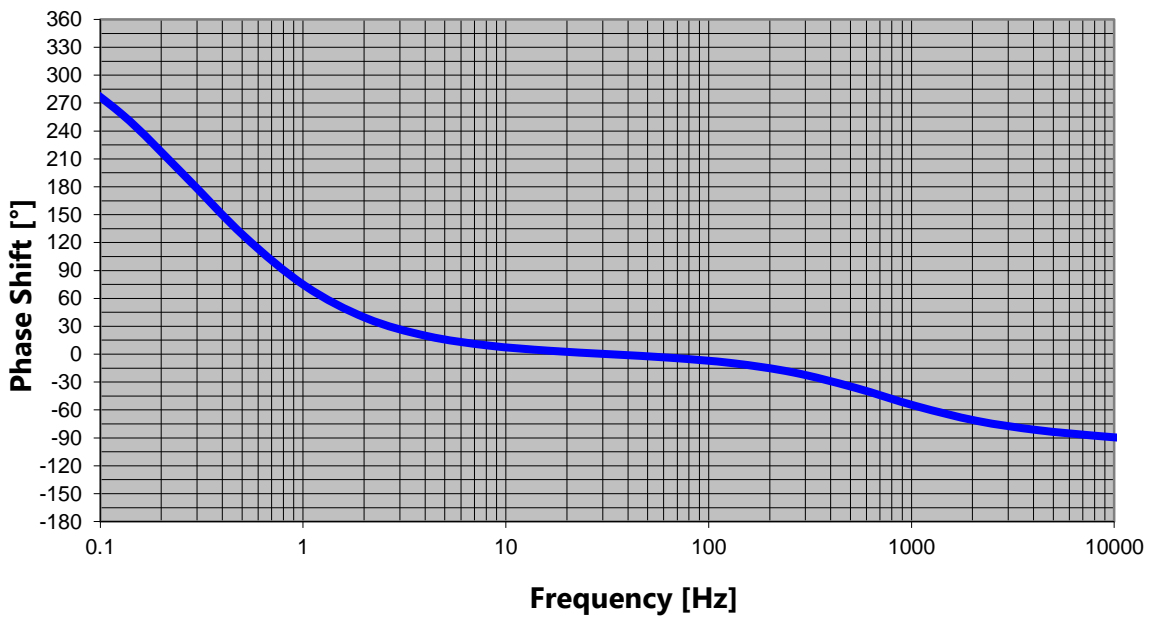
DELICATE MEASUREMENT HEAD - DO NOT DROP!

Frequency Response

Response Curve (Velocity)



Response Curve (Velocity)





Feedback / Questions

Herzan welcomes your feedback! Please let us know what we can do to improve our products or if you have any questions on the VA-3 sensor. You can reach us at any time using the information provided below. We look forward to hearing from you!

Address: 23042 Alcalde Drive, Suite E
Laguna Hills, CA 92653

Website: www.herzan.com

E-Mail: support@herzan.com or feedback@herzan.com

Phone: (949) 363-2905

Fax: (949) 340-9751